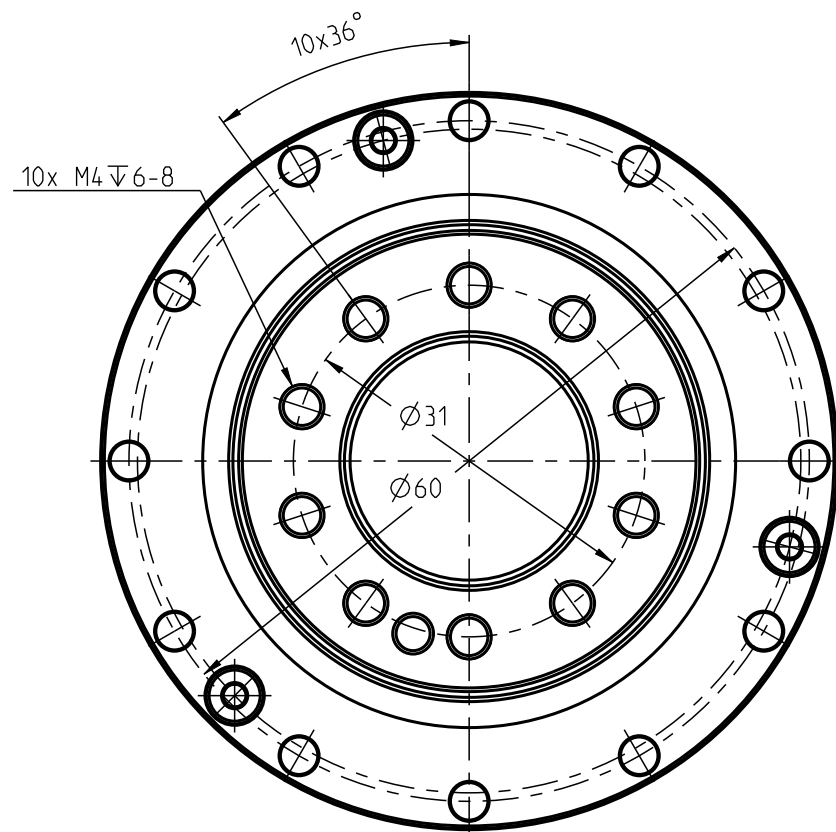
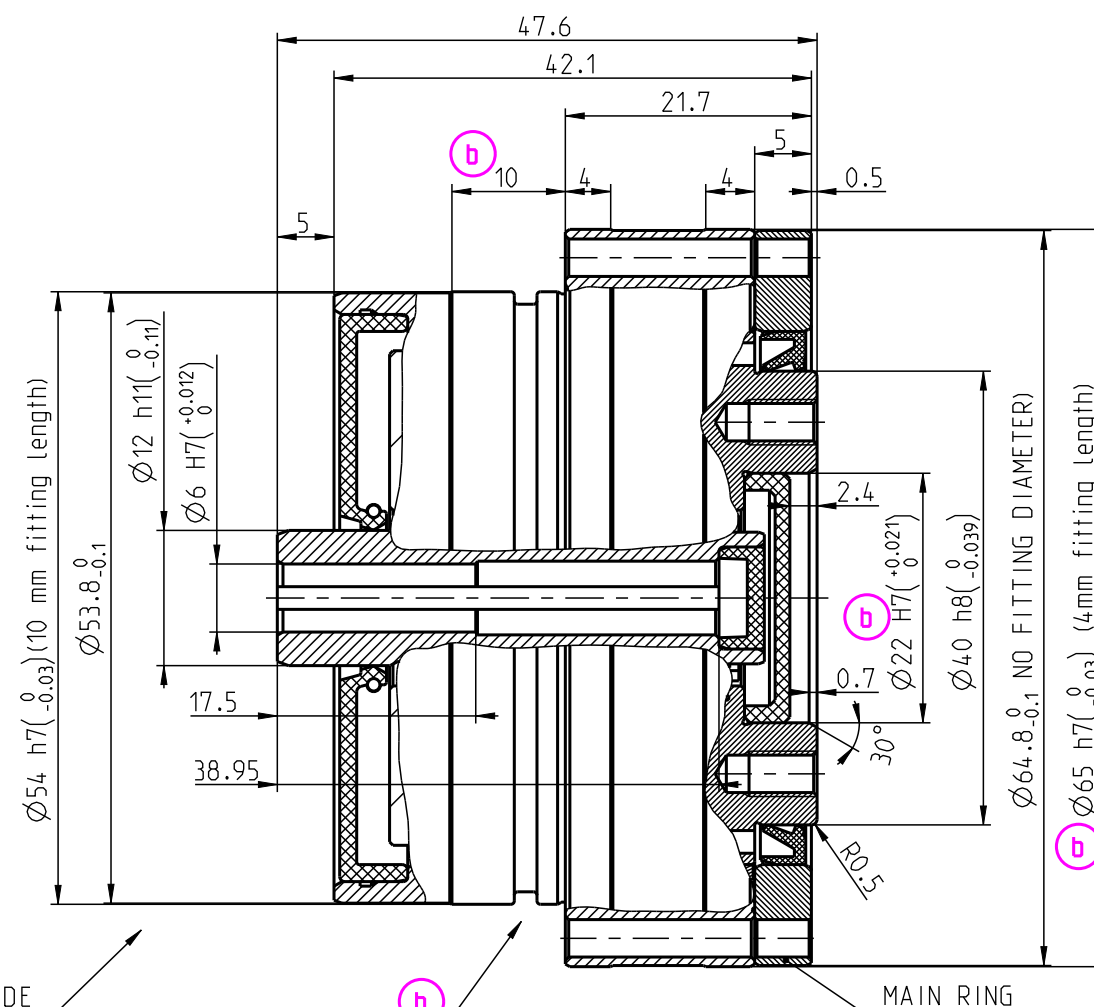


For this drawing we reserve all rights. Without our permission it may neither be copied nor made accessible to third persons. All patent trademarks and other right in this drawing and are expressly reserved by SPINEA Ltd.

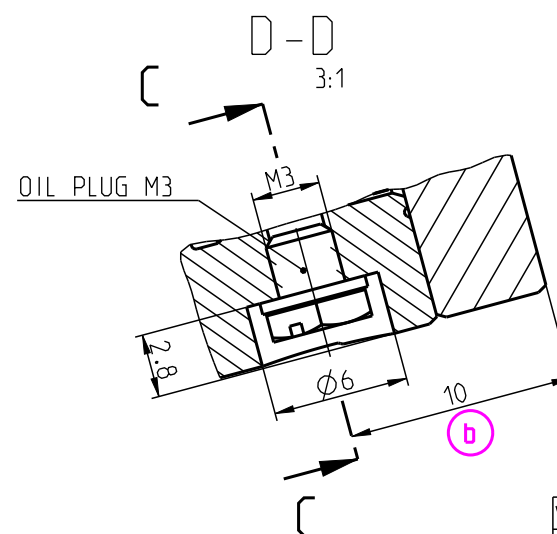
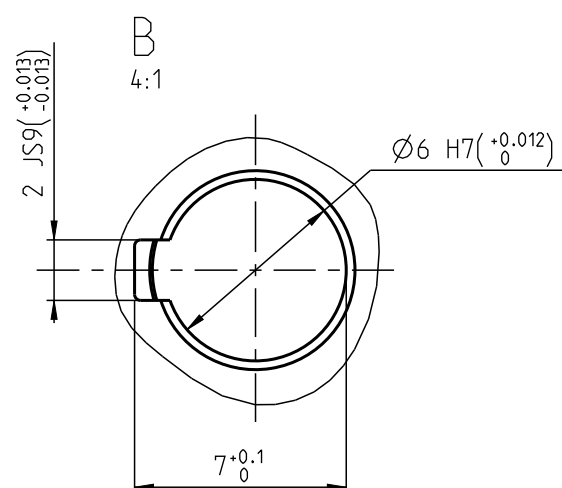
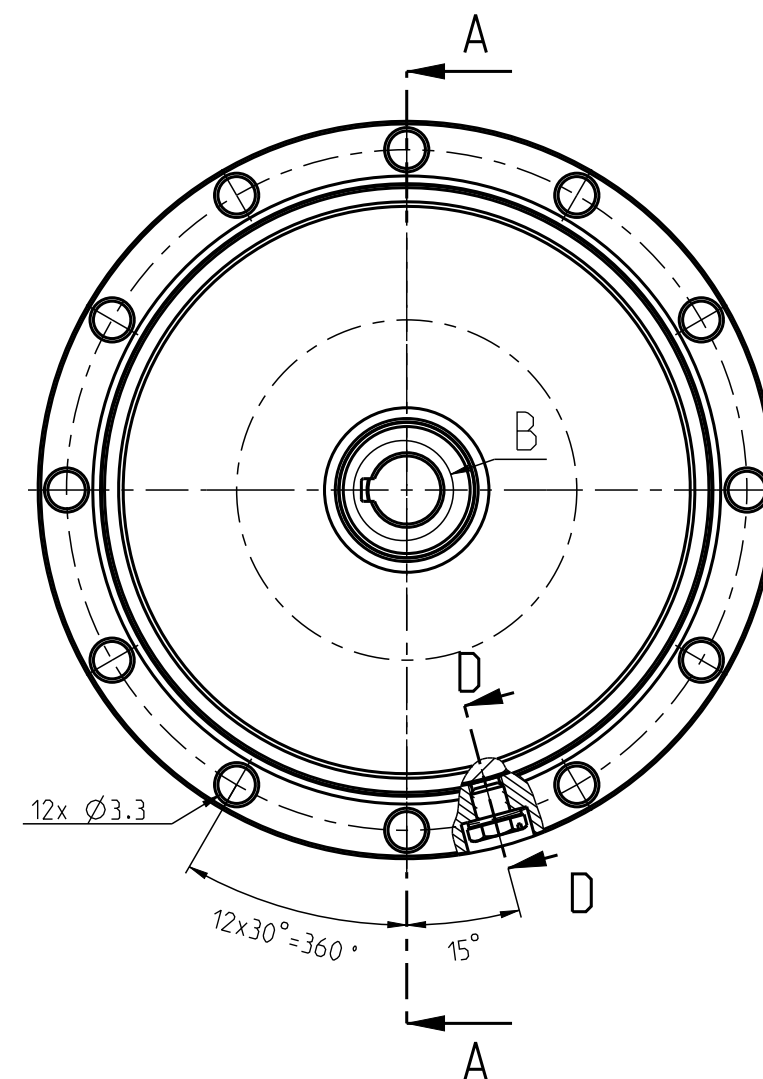


SEALED FROM INPUT SIDE

GROOVE FOR O-RING 54x1,5



MAIN RING



OIL PLUG M3

#	i	Poznamka/Note
A	35	Standard
B	47	Standard
D	63	Standard
E	89	Standard

a

b

CONFIDENTIAL
HANDLING, STORAGE AND / OR OPERATION OF ANY SPINEA GEAR REDUCER OR ACTUATOR
HAS TO COMPLY WITH THE CONDITIONS AND REQUIREMENTS SET FORTH IN
SPINEA PRODUCT CATALOGUE AND THE RESPECTIVE USER MANUAL (WARRANTY CONDITION).

Vers/Revs	Change	Date	Signature
-/6xb	Change K23-0312	20-Feb-23	Jackovic
-/1xa	Change K22-1410	20-Dec-22	Ceslar
Material	-		
Semi-Product	-		Pieces -
Attachment		Techn.Prepared	
Design Prepared	Jackovic	16-Jun-22	Techn.Checked
Design Checked	Menyko		Confirmed
Manuf.Checked		Valid From	
TS 065-i-G-P6-0810*			TS 065G
Description		Type	

*	Hriadelova Zátka/ Shaft Plug	Zátka/ Plug	Note/ Poznamka
A	So zatkou/ With plug	So zatkou/ With plug	Standard
B	So zatkou/ With plug	Bez zátky/ Without plug	Na požiadanie/ On request
C	Bez zátky/ Without plug	So zatkou/ With plug	Na požiadanie/ On request
D	Bez zátky/ Without plug	Bez zátky/ Without plug	Na požiadanie/ On request



Undimensioned Edges = 0.3x45°, Rounding R0.3
General Tolerances - STN EN 22768-mK

Weight [kg]	0.712	Scale	1.5:1
Position	-		
Model Name/ Vers.	065_000G_P6-0810_P/ .0		
Drawing Name/Vers.	065_000G_P6-0810_P/		
Sheet/Sheets	1/1	ARTIKEL	390652-xxxx
0-810 P*0 #00-3			-/b
Drawing-No		Vers/Revs	

Note:
- Main ring must be fixed in operation with 12pcs of screw M3 St 12.9. tightening torque 1.9 Nm